

MITSUBISHI MOTORS NORTH AMERICA, INC. SMARTPHONE LINK DISPLAY AUDIO SYSTEM (SDA)

QUICK REFERENCE GUIDE FOR APPLE CARPLAY™ USERS



FIND YOUR OWN LANE



SMARTPHONE LINK DISPLAY AUDIO (SDA)

What is SDA?

Mitsubishi's Smartphone Link Display Audio (SDA) system allows iPhone® users to connect and safely enjoy smartphone convenience features in their car.

The system is designed to allow the driver, either by using the touchscreen or by voice control, to safely and simply:

- Access Apple Maps and other apps on their iPhone
- Make and receive phone calls
- Send and receive text messages
- Listen to Apple music

The system also completely eliminates the need for regular map updates to the car's navigation system by accessing the latest map information from the iPhone.

PLUG IN, UNLOCK AND GO!

1 Monitor panel

2 Screen (touch panel)

3 PWR/VOL control

- Turns off audio. Playback stops while playing the playback source.
- If you press the button during "Audio off," audio turns on and the last selected source starts playback.
- If you press and hold the button, the screen goes off and playback stops.
- Adjust the volume.

4 Home button

- Displays the <Home> screen.

5 Apps button

- Displays the CarPlay / Android Auto screen

6 Audio button

- On the playback source control screen, changes the playback source in turn
- On the other screens, move to the current playback source control screen

7 Menu button

- Displays/hides the menu window available for the current source and function



*Apple CarPlay, iPhone, iPod, Siri and Lightning are trademarks of Apple Inc., registered in the U.S. and other countries. Bluetooth® is a trademark of Bluetooth SIG Inc.

INTRODUCING APPLE CARPLAY

Available on selected cars, Apple CarPlay is a smarter, safer way to use your iPhone in the car.

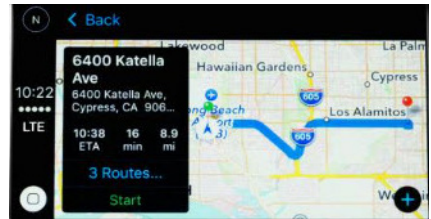


Apple CarPlay takes the things you want to do with your iPhone while driving and puts them right there on your car's built-in display.

You can get directions, make calls, send and receive messages, and listen to music, all in a way that allows you to stay focused on the road. Just plug in your iPhone and go!

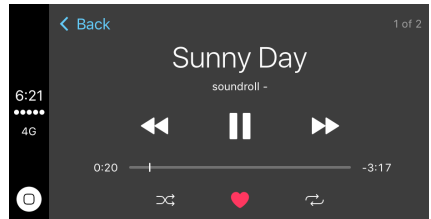
Apple Maps

Maps give you turn-by-turn directions, traffic conditions and the estimated travel time. They can also use the addresses from your email, text messages, contacts, and calendar events to help you reach where you are going next.



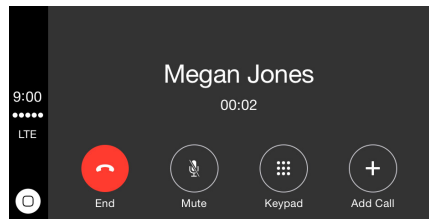
Apple Music

Play your favorite artists' songs or playlists from your iPhone using Siri or the built-in display with touch screen.



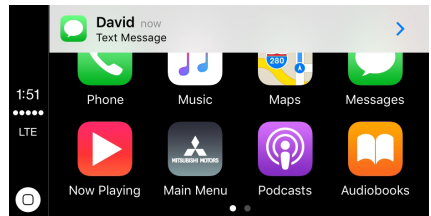
Phone

Siri will guide you if you want to make calls, return missed calls, and listen to voicemail while driving to your destination safely.



Messages

Siri can read, reply and send your text messages on your behalf just by telling Siri what to do.



**The images used herein may not reflect the latest updates*

Siri Voice Recognition

Speak to Siri

Press and hold the voice control button on the steering wheel, or touch and hold the Home button on the Apple CarPlay Home screen, until Siri beeps. Then make your request.



Other Apps

Bring more apps along for the ride. Apple CarPlay supports other apps on your phone*. Additional apps will be made Apple CarPlay compatible and made available over time.

For more applicable apps for Apple CarPlay go to <http://www.apple.com/ios/carplay/>

**The images used herein may not reflect the latest updates*

COMPATIBLE HANDSETS

To ensure that you are able to easily connect your handset to the Smartphone Link Display Audio (SDA), please check the compatibility of your handset and the software.

Compatible Handsets

iPhone 5 and later

Software

iOS 7.1 or later

How to check your Android version

Settings > General > About > Version

CONNECTING YOUR IPHONE TO APPLE CARPLAY ON THE SDA

Before attempting any of the procedures below, ensure that your vehicle is stationary.

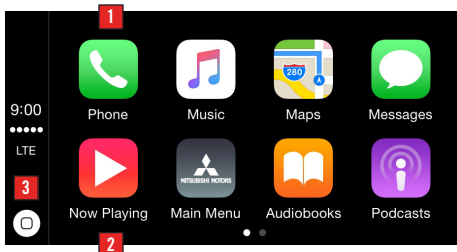
Step 1: Check that you have all of the right equipment; a compatible iPhone with iOS 7.1 or later, and a genuine Apple Lightning® to USB cable.

Step 2: Check that the following services are set to 'ON' on your iPhone:
Location services: Settings > Privacy > Location Services > Location Services switch ON
Siri Enabled: Settings > General > Siri > Siri switch ON

Unlock your iPhone when connecting to the SDA for the first time. To use iPhone with CarPlay even while locked, choose "Allow" on your iPhone's screen after the first connection.

Get Started

Use an Apple approved Lightning to USB Cable to connect iPhone to your car's USB Port. It may be labeled with the Apple CarPlay logo, the words Apple CarPlay, or an image of a smart phone.



- 1 View Phone Options
- 2 View Current Audio Source
- 3 Home Button



Apple Lightning to USB cable

FREQUENTLY ASKED QUESTIONS

How many devices can be connected via Bluetooth® at the same time?

The system can pair with up to 5 devices.

What SDA features are available when using a phone which does not support the latest iOS operating system?

Hands-free phone calls and music via Bluetooth®, playing contents stored in an iPod® are all possible with a compatible phone.

What issues may arise when my phone reception is poor?

As voice recognition is processed by an Apple server, voice recognition will not work if your mobile reception is poor. In addition, when the signal is lost, map data for navigation will not be downloaded.

Can I use the navigation feature when I am outside of my carrier's mobile data coverage area?

Some map data is buffered, so as long as the buffered map data is available, you will be able to continue using the navigation feature. While outside of the coverage area, updated map data and new or recalculated routes will be unavailable.

How do I send a text?

1. Press and hold your car's voice command button or the Apple Home Button on the display for 1-2 seconds.
2. Say "text" or "send a text to" and then a contact name or phone number. For example: "Text <name>" or "Send a text to <phone number>"
3. Siri will ask you to say your message.
4. Siri will then repeat your message and confirm that you'd like to send it. If you want to send the message, select or say "continue". If you want to cancel the message just select or say "cancel."

How can I read a received text?

When you receive a text message it'll appear as a notification at the top of your screen and as a temporary notification and on the Messages icon on the home screen.

Select the notification or messages icon and Siri will read the message out to you.

Does SDA include navigation feature?

Although SDA is not equipped with its own navigation system, you can use Apple Maps running on Apple CarPlay when connected to your iPhone. Apple Maps is easy to use compared with traditional navigation systems and portable navigation devices, and map data and traffic information is constantly updated.

How much data is needed to listen to streamed music for 30 minutes?

It depends on the selected quality or sampling rate of the music file. A music streaming service at low quality will typically stream at a rate of 64 kbit/s. Listening to 30 minutes of online audio at this quality would use 14.4Mb of data. Listening at higher quality levels such as 320 kbit/s would increase the amount of data used in 30 minutes to 57.6Mb. Check your mobile data plan to see how much data allowance you have and clarify the costs if excess data occurs.

Does Mitsubishi Motors collect any information through Apple CarPlay?

No. Mitsubishi Motors does not obtain any information through Apple CarPlay.

Will Bluetooth® automatically sync to my iPhone?

The first time you use the SDA with Bluetooth®, you will have to pair your phone. Your iPhone will automatically connect after that.

Nothing appears on the Apple CarPlay screen or on my iPhone. What happened?

If Apple CarPlay doesn't appear, make sure that you are using an approved Lightning Cable and that you are running an Apple operating system of iOS7.1 or later.

Does Apple CarPlay work over Bluetooth® connection?

No, your phone must always be connected by USB to access the Apple CarPlay features.

What apps work with Apple CarPlay?

Please go to <http://www.apple.com/ios/carplay/> for a list of 3rd party apps that work with Apple CarPlay.

Can I ask Siri to adjust my Climate Controls?

No, Siri will still only manage the controls of your iPhone. Siri does not take control of your dashboard.

